


ELEMENTS



FUSON

DERIVATIVES CATALOG

ELEMENTS

A presentation of our derivative forms, including pant, three-quarter, short, bra, underwear, standard busts, & dressmakers, in male, female, and youth selections. Each designed to highlight individual pieces of fashion in style.

Available in all Essential Finishes.

<https://www.fusionspecialties.com/finishes/>

For more information on custom projects or finishes, please reach out to your Account Executive, or email info@fusionspecialties.com.

TABLE OF CONTENTS

BUST FORMS

women 3
men 10
youth 16

BRA FORMS

women 20

3/4 FORMS

women 22
men 27

PANT FORMS

women 30
men 33
youth 36

SHORT FORMS

women 38
men 40
youth 41

CLOTH FORMS

womens 42
men 47
youth 48

WOMEN BUST FORMS

a/STEPH BUST
501-0802



height 26"
bust 33"
waist 26"
hips 36"

b/FAITH BUST W/ SHOULDER CAPS
502-4528



height 21.5"
bust 33"
waist 24"

c/LEILA TANK
501-2189



height 32"
bust 33"
waist 26.5"
hips 34"
depth 9"
width 16"
inseam 5"

d/KYRA BUST
504-1153



bust 33"
waist 24.25"

NOTES:

- base optional for all forms

WOMEN BUST FORMS

a/ANN BUST BACK ARMS
502-3761



height 30.5"
bust 32.25"
waist 24"

b/ANN BUST HIP ARMS
502-3763



height 30.5"
bust 32.25"
waist 24"

c/FEMALE HEADLESS BUST
502-2354



height 35.5"
bust 35"
waist 26.5"

d/MARIE 1/2 FORM BACK ARMS
502-1669



height 25"
bust 34"
waist 27.5"

WOMEN BUST FORMS

a/MAE BUST BACK ARMS
headless: 502-0268
egghead: 502-0049




a

b/MAE BUST HIP ARMS
headless: 502-0267
egghead: 502-3273



b

c/MELANIE BUST
502-1423



c



egg head

height 26"
bust 35"
waist 27"
hips 36"

height 26"
bust 35"
waist 27"
hips 36"

bust 34"
waist 26.75"
hips 35.5"

NOTES:

- forms a and b share a torso. arms are interchangeable for these poses
- base is optional for form a
- base is required for forms b and c

WOMEN BUST FORMS

a/BROOKE BUST
502-1276



height 22"
bust 33"
waist 24"

b/BROOKE BUST W/ SHOULDER CAPS
502-0538



height 22"
bust 33"
waist 24"
hips 41"

NOTES:

- base required for form a
- base is optional for form b

WOMEN BUST FORMS

a/FEMALE BUST BACK ARMS
502-3116



height 32.5"
bust 34.5"
waist 26"

b/FEMALE BUST HIP ARMS
502-3117



height 32.5"
bust 34.5"
waist 26"

c/MAYA BUST FORM DOWN ARMS
502-3899



height 35"
bust 45"
waist 37"

d/MAYA BUST FORM BACK ARMS
502-3900



height 35"
bust 45"
waist 37"

NOTES:

- forms a and b share a torso. arms are interchangeable for these poses
- base is required for forms a and b
- forms c and d share a torso. arms are interchangeable for these poses
- forms c and d available with and without base. multiple base options available

WOMEN BUST FORMS

a/SABRINA BUST
502-1924



height 26"
bust 36"
waist 33"

b/SAMANTHA BUST
502-1923



height 26"
bust 36"
waist 33"

c/SHARRON BUST
502-1921



height 26"
bust 36"
waist 33"

d/SHAE BUST
502-9145



height 26"
bust 36"
waist 33"

NOTES:

- all forms share a torso. arms are interchangeable for all poses
- base required for all forms

WOMEN BUST FORMS

a/TALL NECK FEMALE BUST HIP ARMS
502-3745



a

height 26.75"
bust 32"
waist 24.5"

b/FEMALE DRESSMAKER
501-3744



b

height 46"
bust 32"
waist 24.5"
hips 33.5"

MEN BUST FORMS

a/CHRIS BUST
701-0803



a

height 28"
chest 39"
waist 31"
hips 38"

b/LOGAN BUST W/ SHOULDER CAPS
702-4527



b

height 25"
chest 40"
waist 32"

NOTES:

- base is optional for all forms

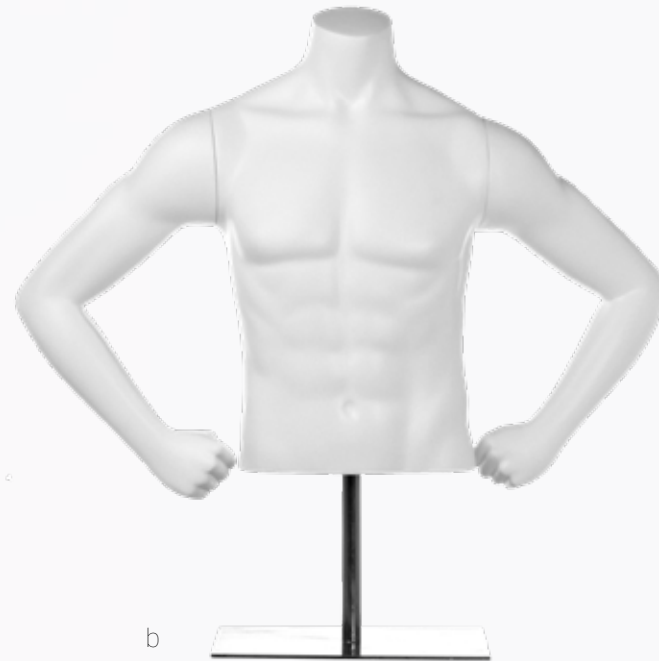
MEN BUST FORMS

a/JAKE BUST CROSSED ARMS
702-0761



chest 38"
waist 31"

b/JAKE BUST HIP ARMS
702-0763



chest 38"
waist 31"

c/JAKE BUST DOWN ARMS
702-4050



chest 38"
waist 31"

NOTES:

- forms a, b and c share a torso. arms are interchangeable for these poses
- base is optional for form a
- base is required for forms b and c

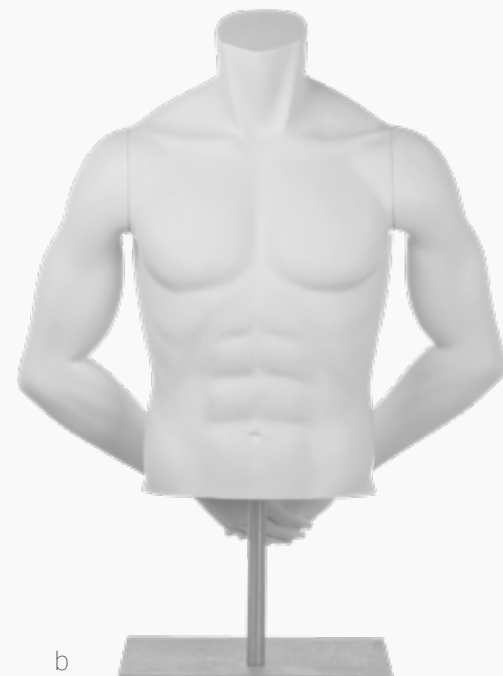
MEN BUST FORMS

a/MALE HEADLESS BUST
702-2353



height 33.75"
chest 38"
waist 31"

b/MATT 1/2 FORM BACK ARMS
702-1387



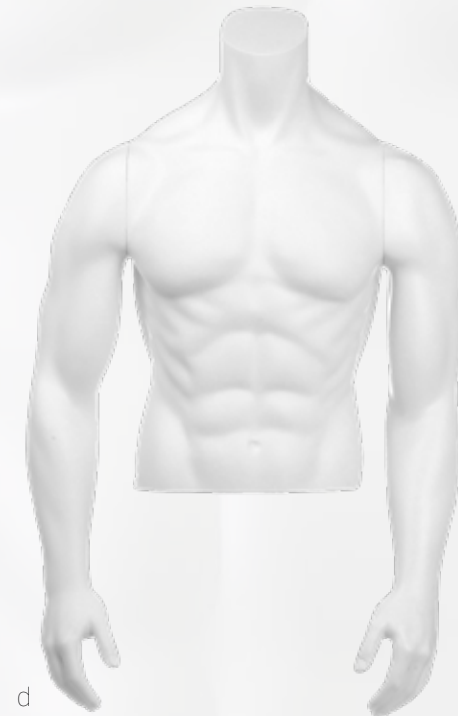
chest 42"
waist 33"
hips 40"

c/BRAD BUST W/ SHOULDER CAPS
702-0539



chest 41"
waist 32"
hips 40.5"

d/BRAD BUST
702-1278



chest 41"
waist 32"
hips 40.5"

NOTES:

- base optional for form c
- base required for form d

MEN BUST FORMS

a/MAX BUST DOWN ARMS
headless: 702-0271
egghead: 702-0050




a

b/MAX BUST FRONT ARMS
702-0270



b

c/MAX BUST HIP ARMS
headless: 702-0269
egghead: 702-3276



c

d/MATT BUST
702-2867



d



egg head

height 29"
torso height 26.06"
fingertips to neck height 35.76"
chest 42"
waist 33"
hips 40"

height 29"
chest 42"
waist 33"
hips 40"

height 29"
chest 42"
waist 33"
hips 40"

chest 42"
waist 33"
hips 40"
width 32.5"
depth 12.5"

NOTES:

- forms a, b, and c share a torso. arms are interchangeable for these poses
- base required for all forms


MEN BUST FORMS

a/LANDON BUST BACK ARMS
702-0443



chest 48"
waist 43.5"

b/LANDON BUST NECKTIE
702-0783



chest 48"
waist 43.5"

NOTES:

- base is optional for form a

MEN BUST FORMS

a/MALE BUST FRONT ARMS
702-3118



a
height 30"
chest 34.5"
waist 26"

b/MALE BUST BACK ARMS
702-3119



b
height 30"
chest 34.5"
waist 26"

NOTES:

- forms a and b share a torso. arms are interchangeable for these poses
- base required for all forms

YOUTH BUST FORMS

a/MADDEN 2 YO BUST W/ SHOULDER CAPS
302-0398



a

height 16"
chest 21.5"
waist 20"

b/BENTLEY 4 YO BUST W/ SHOULDER CAPS
302-0397



b

height 19"
chest 24"
waist 22"

c/CAMERON 10-12 YO BUST W/ SHOULDER CAPS
302-0399



c

height 22"
chest 28"
waist 26.5"

NOTES:

- base is optional for all forms

YOUTH BUST FORMS

a/5 YO BUST BACK ARMS
302-3760



height 16.25"
chest 23.5"
waist 21"
hips 25"

b/PATTON 8 YO BUST
302-0278



chest 27.5"
waist 23"

NOTES:

- base required for form b

YOUTH BUST FORMS

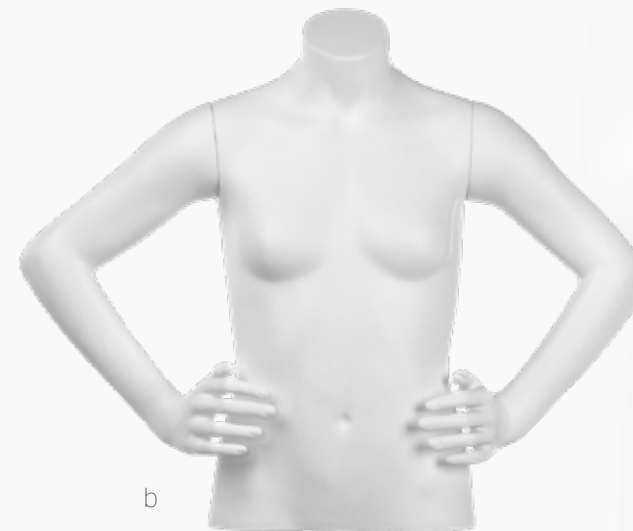
a/NICKY BUST
302-0948



a

height 21.25"
bust 29"
waist 23.5"
hips 31.5"

b/NORA BUST
302-0949



b

height 21.25"
bust 29"
waist 23.5"
hips 31.5"

NOTES:

- base is optional for all forms

YOUTH BUST FORMS

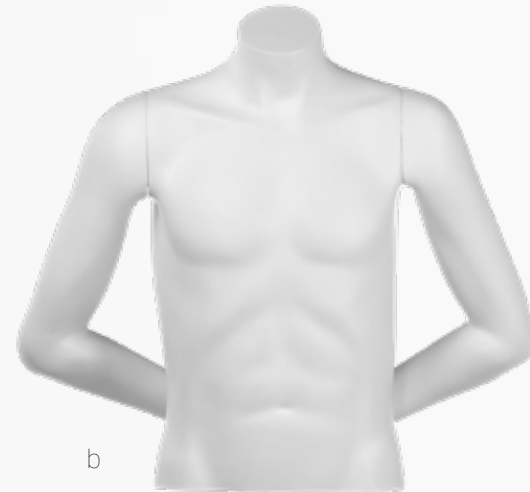
a/NOAH BUST CROSSED ARMS
302-0944



a

height 20.5"
chest 30.5"
waist 26"
hips 33.75"

b/NOAH BUST BACK ARMS
302-0945



b

height 20.5"
chest 30.5"
waist 26"
hips 33.75"

c/NOAH BUST POCKET ARM
302-0946



c

height 20.5"
chest 30.5"
waist 26"
hips 33.75"

NOTES:

- poses a, b, and c share a torso. arms are interchangeable for these poses
- base is required for form c

WOMEN BRA FORMS

a/FAITH BRA
504-4528



height 15"
bust 33"

b/BROOKE BRA W/ SHORT NECK
504-1269



height 16.5"
bust 33"

c/BROOKE BRA W/ LONG NECK
504-0516



bust 33"

NOTES:

- base is optional for all forms

WOMEN BRA FORMS

a/LEILA SMALL BRA
504-2187



height 20"
bust 33"

b/LYDIA LARGE BRA
504-2151



height 19"
bust 35.75"

c/LYNDA BUST
504-3865



height 18.75"
bust 38.5"
waist 31.5"

NOTES:

- base is optional for forms a and b

WOMEN 3/4 FORMS

a/FAITH 3/4 W/ SHOULDER CAPS
501-3706



a

height 32"
bust 33"
hips 34"
inseam 5"

b/LEAH 3/4 HIP ARMS
501-6643



b

height 33"
bust 34"
waist 25.5"
hips 35"
inseam 3.5"

c/LEAH 3/4 DOWN ARMS
501-6641



c

height 33"
bust 34"
waist 25.5"
hips 35"
inseam 3.5"

NOTES:

- base optional for all forms
- forms b and c share a torso. arms are interchangeable for these poses

WOMEN 3/4 FORMS

a/VERONICA 3/4 DOWN ARMS
501-2112



bust 37"
waist 26"
hips 39"

b/VERONICA 3/4 DOWN ARM 1
501-2113



bust 37"
waist 26"
hips 39"

c/VERONICA 3/4 DOWN ARM 2
501-2115



bust 37"
waist 26"
hips 39"

NOTES:

- all forms share a torso. arms are interchangeable for all poses
- base is optional for all forms
- base for form a is 12x14", with a 34" offset post

WOMEN 3/4 FORMS

a/HARLOW 3/4 W/ SHOULDER CAPS
501-2786



a

height 35"
width 17.75"
depth 12"
bust 38.5"
waist 33"
hips 42.5"
thighs 25"

b/MARILYN 3/4 W/ SHOULDER CAPS
501-1976



b

height 34.25"
bust 39"
waist 30"
hips 41"

c/MAYA 3/4 FORM DOWN ARMS
501-3901



c

height 35"
bust 45"
waist 37"
hips 43"

d/MAYA 3/4 FORM BACK ARMS
501-3902



d

height 35"
bust 45"
waist 37"
hips 43"

NOTES:

- base is optional for forms a and b
- forms c and d share a torso. arms are interchangeable for these poses
- forms c and d available with and without base. multiple base options available

WOMEN 3/4 FORMS

a/LUNA 3/4
501-2151



a

height 36"
bust 34"
waist 26.5"
hips 36.25"
depth 11"
width 21"
inseam 7.75"

b/SIENNA 3/4 DOWN ARMS
501-1154



b

bust 34.25"
waist 25.5"
hips 36"

c/BROOKE 3/4
hanging form: 501-1276
with base: 501-0564



c

bust 33"
waist 24"
hips 35.5"

NOTES:


- base optional for all forms
- pose b comes with a hat dome insert
- pose c also available hanging

WOMEN 3/4 FORMS

a/MADISON 3/4 HIP ARMS
501-1423



b/MADISON 3/4 DOWN ARMS
501-1424



hanging form

bust 34"
waist 26.75"
hips 35.5"

bust 34"
waist 26.75"
hips 35.5"

NOTES:

- forms a and b share a torso. arms are interchangeable for these poses
- base optional for form a
- base required for form b
- both forms also available hanging

MEN 3/4 FORMS

a/LOGAN 3/4 BUST W/ SHOULDER CAPS
701-3705



a

height 35.5"
chest 39"
waist 32"
hips 36"
inseam 5"

b/JAKE 3/4 DOWN ARMS
701-0673



b

height 36.5"
chest 38"
waist 31"
hips 38"
inseam 5"

c/JAKE 3/4 HIP ARMS
701-0674



c

height 36.5"
chest 38"
waist 31"
hips 38"
inseam 5"

NOTES:

- base optional for all forms
- forms b and c share a torso. arms are interchangeable for these poses

MEN 3/4 FORMS

a/VIN 3/4 DOWN ARMS
701-2108



a

chest 42"
waist 34"
hips 43"

b/VIN 3/4 FRONT ARMS
701-2109



b

chest 42"
waist 34"
hips 43"

c/LEIF 3/4
701-3069



c

height 43"
chest 41"
waist 32.5"
hips 41"
inseam 8.75"

d/LARS 3/4
701-2157



d

chest 41"
waist 32.5"
hips 41"

NOTES:

- forms a and b share a torso. arms are interchangeable for these poses
- base is optional for all forms

MEN 3/4 FORMS

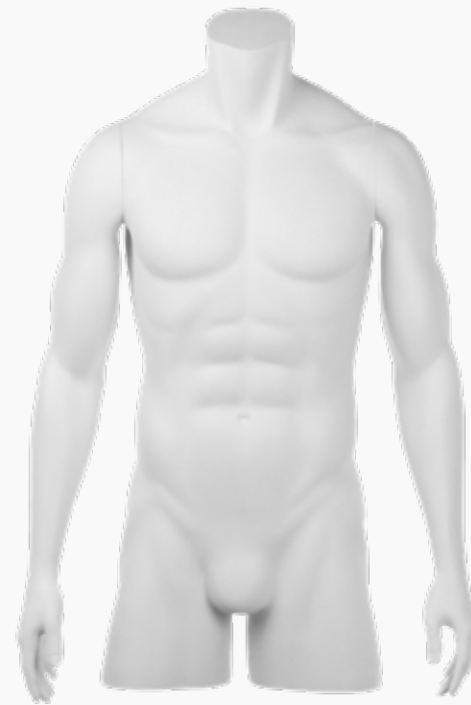
a/SLATE 3/4 DOWN ARMS
701-1155



a

chest 41"
waist 31.5"
hips 39"

b/MATT 3/4
701-1386



b

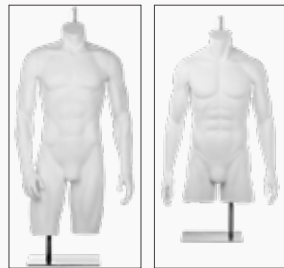
chest 42"
waist 33"
hips 40"

c/BRAD 3/4
701-0330



c

chest 41"
waist 32"
hips 40.5"



hanging form

NOTES:

- form a comes with a hat dome insert
- forms a and b are also available hanging
- base is optional for forms a and c

WOMEN PANT FORMS

a/STEPH PANT
503-0802



a

height 41"
waist 29"
hips 36"
inseam 30"
width w/ base 14"
depth w/ base 12"

b/ALINA PANT
503-3630



b

height 43.75"
width 40.75"
hips 45"
inseam 31.5"

c/ERIKA PANT FORM
calf fitting: 503-0003
foot fitting: 503-3506



c

height 47.5"
waist 38"
hips 47.5"
inseam 31"
shoe 7
width w/ base 19"
depth w/ base 16"

NOTES:

- base is optional for form b
- pose c available with calf fitting or foot fitting

WOMEN PANT FORMS

a/LYDIA PANT
503-2152



a

height 47.25"
waist 26"
hips 36.5"
inseam 33.5"
width w/ base 13"
depth w/ base 14.5"

b/DANA PANT
503-0480



b

height 46.75"
waist 26.25"
hips 32.5"
inseam 31.5"
width w/ base 14.5"
depth w/ base 14.5"

c/SADIE PANT
503-1488



c

height 43"
waist 27"
hips 36"
inseam 32"
width w/ base 12"
depth w/ base 12"

d/BROOKE PANT
503-1525



d

height 44"
waist 24"
hips 35.5"
inseam 32"

NOTES:

- base is required for forms a and d

WOMEN PANT FORMS

a/ASPEN PANT
503-0620



height 44"
waist 26"
hips 35"
inseam 32"
width w/ base 24"
depth w/ base 15.5"

b/FEMALE PANT MID-STRIDE
503-1053



height 41"
waist 25.75"
hips 35"

MEN PANT FORMS

a/CALEB PANT
703-0223



a
height 45"
waist 32"
hips 38"
inseam 30"

b/CHRIS PANT
703-0803



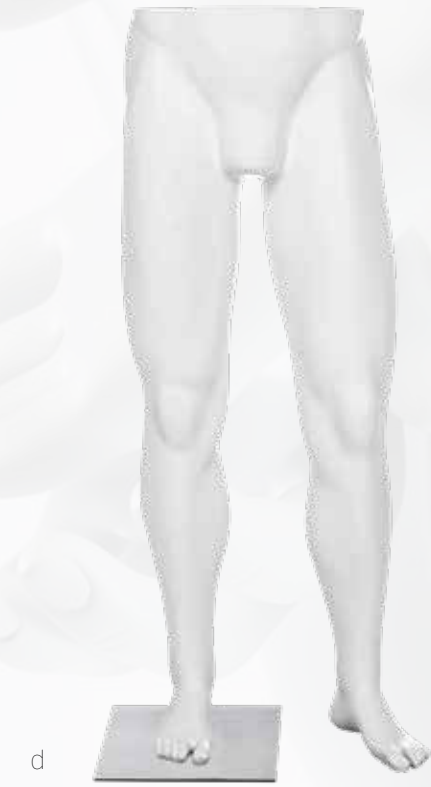
b
height 43"
waist 31"
hips 38"
inseam 32"
base 16x18"

c/VANCE PANT
703-1585



c
height 47"
waist 32.75"
hips 40.5"
inseam 30"

d/MEN'S PANT FORM SIZE L
703-3481



d
height 42"
waist 38"
hips 40.25"
inseam 31"
inseam to foot
heel height 32.5"
.5"
width 13.5"
width w/ base 20"
depth 13"
depth w/ base 17.5"

MEN PANT FORMS

a/LEIF PANT
703-2155



height 47.25"
waist 32.5"
hips 41"
depths 15.5"
width 13"
inseam 33.5"

b/LARS PANT
703-2486



waist 32.5"
hips 41"
inseam 33.5"

c/SLATE PANT
703-0470



height 44.5"
waist 32"
hips 38"
inseam 34"

MEN PANT FORMS

a/MALE PANT
703-3689



a

height 49"
waist 31"
hips 38.25"
inseam 32"
shoe 10

b/MALE RUNNING PANT
703-3692



b

height 45.5"
waist 31"
inseam 36.5"
shoe 10

c/MALE PANT MID-STRIDE
703-0958



c

height 43"
waist 30"
hips 36.25"

YOUTH PANT FORMS

a/JESSIE 5 YO PANT
303-0117



height 26"
waist 21.5"
hips 23.5"
inseam 16.5"

b/JULIE PANT, SZ 12
calf fitting: 303-3663
foot fitting: 303-3743



height 37.5"
waist 28"
hips 32"
inseam 25"
shoe 7

NOTES:

- pose b available with calf fitting or foot fitting

YOUTH PANT FORMS

a/NATALIE PANT FORM
303-3469



height 37"
waist 23.5"
hips 31"
inseam 25.5"
shoe 5

b/NOAH PANT FORM
303-0944



height 29"
waist 26.25"
hips 33.5"

c/LAINIE PANT FORM
303-1384



height 36"
waist 24"
inseam 23"

NOTES:

- pose c has calf fitting

WOMEN SHORT FORMS

a/FAITH SHORT
505-1255



a

b/DEMI SHORT
tabletop base: 505-2490
hanging base: 505-3794



b

c/DEMI BIKINI CUT SHORT HANGING
505-3821



c

d/LUNA SHORT
505-2151



d



hanging base

height 15"
waist 25.5"
hips 31.5"
inseam 6"

height 15.5"
waist 25.5"
hips 34"
inseam 5"

height 10"
waist 27"
hips 28"

height 20"
waist 25.5"
hips 36"
depth 4"
width 14"
inseam 11.5"

NOTES:

- base optional for forms a, b, and c
- form b available with tabletop or hanging base
- base optional for pose d

WOMEN SHORT FORMS

a/SIENNA SHORT
505-1171



height 20"
waist 22.5"
hips 39"
inseam 11.5"

b/BROOKE SHORT LONG LENGTH
505-0537



height 19.5"
waist 24"
hips 35.5"
inseam 8.5"

c/BROOKE SHORT MEDIUM LENGTH
505-1199



height 19.5"
waist 24"
hips 35.5"
inseam 8.5"

d/BROOKE PANTY
505-0515



height 13"
waist 24"
hips 35.5"
inseam 2"

NOTES:

- base optional for forms a, b, and c

MEN SHORT FORMS

a/LARS UNDERWEAR
705-2190



height 18"
waist 31.5"
hips 39"
depth 14"
width 10.5"
inseam 6.5"

b/LARS SHORT
705-2155



height 27.5"
waist 31.5"
hips 39"
depth 14"
width 10.5"
inseam 13.5"

c/SLATE SHORT
705-1172



height 23"
waist 31.5"
hips 39"
inseam 11.5"

d/BRAD SHORT
705-0536



waist 32"
hips 41"
inseam 10"

NOTES:

- base optional for all forms

YOUTH SHORT FORMS

a/ADELINE PANTY, SZ 12
305-3634



a

height	11.25"
waist	26"
hips	31"
inseam	3"

WOMEN CLOTH FORMS

a/FAITH PANTY
505-0206



waist 24"
hips 29"

b/FAITH BUST
504-0207



height 33"
bust 24"
waist 29"

c/FAITH 3/4
501-3706



height 33"
bust 24"
waist 29"

NOTES:

- base optional for all forms
- form c also available with FlexiFit Technology

WOMEN CLOTH FORMS

a/GIGI
501-0249



a

height 33"
chest 36"
waist 24"
hips 37"

b/JANE
oval neck: 501-5642
round neck: 501-3658



b

height 30.5"
bust 34"
waist 26"
hips 36.5"

c/KYRA 3/4
501-0279



c

bust 33"
waist 24.25"

d/KYRA PANTY
505-0280



d

measurements available
upon request

NOTES:

- base optional for all forms

WOMEN CLOTH FORMS

a/LILAH 3/4
501-0121



height 33"
bust 34"
waist 26"
hips 35"

b/LILAH 5/8
501-0123



height 33"
bust 34"
waist 26"
hips 35"

c/LILAH BUST
oval neck: 502-0119
round neck: 502-3657



measurements available
upon request

NOTES:

- base optional for all forms

WOMEN CLOTH FORMS

a/KYRA 3/4
501-0279



a

bust 33"
waist 24.25"

b/KYRA W/ LEGS
500-0279



b

bust 33"
waist 24.25"

NOTES:

- alternative base options available for all forms

WOMEN CLOTH FORMS

a/EVA DRESSMAKER W/ CAGE
501-0328



a

height 49"

b/EVA DRESSMAKER W/O CAGE
501-0328



b

measurements available
upon request

c/3/4 DRESSMAKER
501-1954



c

bust 33.75"
waist 23"
hips 37"

NOTES:

- alternative base options available for forms a and b

MEN CLOTH FORMS

a/LUKE 3/4
701-0122



a

height 33.25"
chest 38"
waist 31.5"
hips 37.5"
inseam 4"

b/LUKE BUST
702-0120



b

height 24.5"
chest 38"
waist 32.25"

c/JOHNATHON
oval neck: 701-5641
round neck: 701-3659



c

height 37"
chest 39.5"
waist 33"
hips 36.5"

NOTES:

- base optional for all forms

YOUTH CLOTH FORMS

a/BAILEY 3-4 YO 3/4
301-2817



a

height 24.5"
chest 22.5"
waist 20.5"
hips 23"
inseam 3"

b/ANDY 8 YO 3/4
301-2818



b

height 27.75"
chest 25.75"
waist 22.5"
hips 26.25"
inseam 3.25"

c/FELIX 10 YO 3/4
301-2819



c

height 29"
chest 27.75"
waist 23.75"
hips 28"
inseam 3.5"

NOTES:

- alternative base options available for all forms

YOUTH CLOTH FORMS

a/TAYLOR 5 YO BUST
302-0173



a

measurements available
upon request

b/TAYLOR 5 YO 3/4
301-0171



b

measurements available
upon request

c/DYLAN 7 YO BUST
302-0174



c

measurements available
upon request

d/DYLAN 7 YO 3/4
301-0172



d

measurements available
upon request

NOTES:

- base is optional for all forms

YOUTH CLOTH FORMS

a/DOUG 10 YO 3/4
301-1243



a

measurements available
upon request

b/DOUG 10 YO SHORT
305-1243



b

height 12.5"
waist 26"
hips 30.75"

NOTES:

- alternative base options available for all forms



THANK YOU